

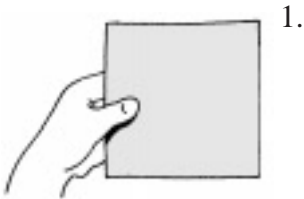
Talking Paper

Leo Monahan, world-famous paper sculptor (and dear friend of Leslie's) can make paper talk. What begins as an equal opportunity, flat piece of paper, when placed in Leo's hands becomes a work of art. Leo loves to talk to children about the magic of making paper talk.

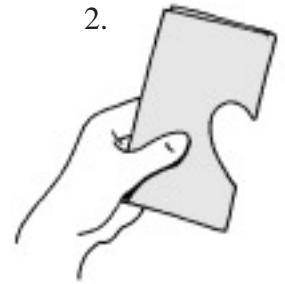


The following is an activity Leo does with the children that you too can do if you follow these few simple steps:

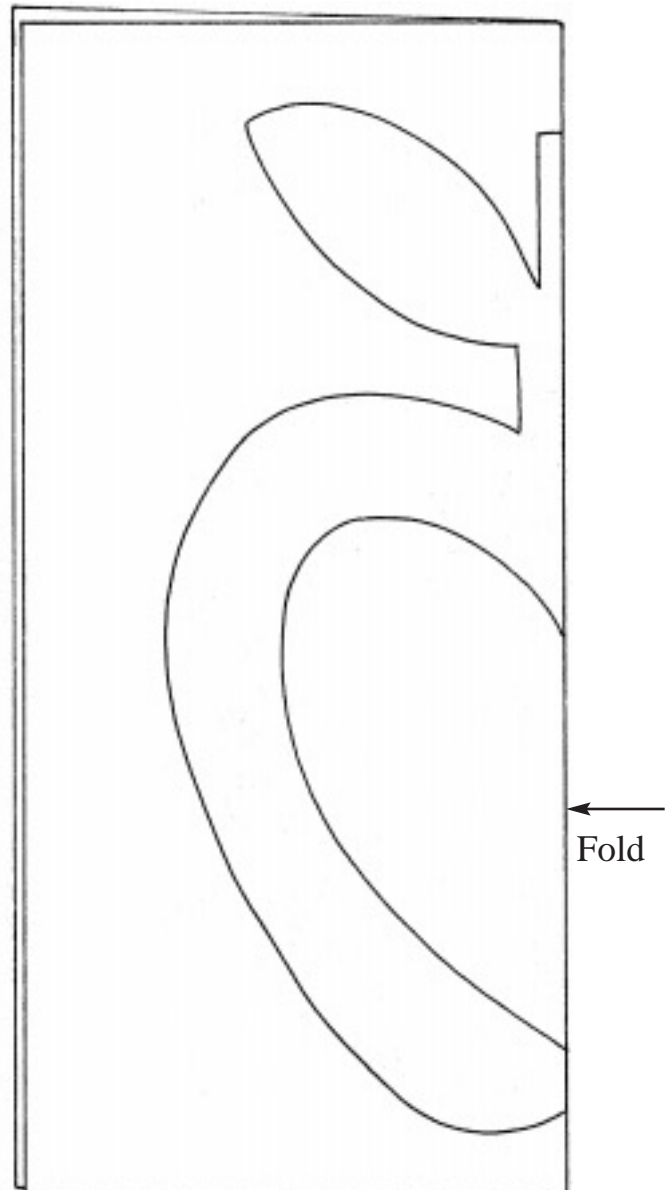
1. Begin with a piece of paper, hold it up and ask, "what is this?" The children will most likely answer, "a piece of paper!"




2. Cut a small heart out of the center of the paper, along the fold. You may want to lightly sketch it first (see guide below).



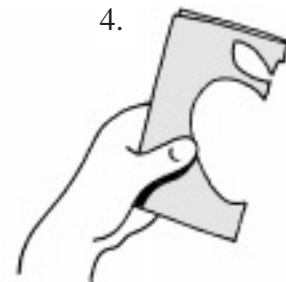
GUIDE..




3. Open up the paper (with the heart cut-out) and ask the children what the paper says. They will respond, "heart." Ask them if they can think of other words that describe the shape, they may say "love," "mother," or "Valentine."



4. Fold the paper again, on the original foldline, and cut out a simple apple shape around the cut-out heart.



5. Unfold your apple/heart shape and ask the children what the paper says now. They may respond with a more complex answer like, "eat your heart out."



6. Encourage the children to create their own talking paper.